COUNTRY CULTURE REPORT

Egypt

An adaptive analysis using Hofstede's value dimensions and a Hall-inspired communication-context proxy

Region	Middle East
Code	EG
Data quality	Strong
Dimension coverage	100%
Generated	2026-10-26

Country boundaries: Natural Earth contributors.

Contents

1. Executive Summary
2. Data Profile and Quality
3. Hofstede Dimension Analysis
4. Cross-Dimension Patterns
5. Hall-Inspired Communication Context
6. Comparative Positioning
7. Implications by Area of Life and Work
8. Insights and Recommendations
9. Quick Reference Guide
10. Limitations and Responsible Use
11. Methodology
12. Appendix: Scores and Reference Statistics
13. Glossary
14. References

This page was intentionally left blank.

1. Executive Summary

This report profiles Egypt (Middle East) using 6 of 6 Hofstede cultural dimensions and an exploratory, Hall-inspired indicator of communication context. Scores are interpreted against a reference set of 203 country and group profiles. Everything below describes statistical tendencies at the level of national averages (Hofstede, 2001; Hofstede et al., 2010).

Overall portrait

On authority and belonging, the data suggest a society that accepts and expects clear hierarchy and somewhat places the group, family and in-group loyalty at the center of social life.

On achievement and risk, the data suggest a society that mixes achievement-oriented and cooperative values and prefers structure, planning and clear rules.

On time and gratification, the data suggest a society that strongly gives weight to tradition, present obligations and quick results and strongly regulates gratification through firm social norms.

These sentences summarize band labels and are deliberately coarse. The sections that follow add rank, context, confidence and caveats to each claim.

Key findings

- The highest-scoring dimension is **Power Distance** (80, High power distance); the lowest is **Indulgence versus Restraint** (4, Very restrained).
- **Indulgence versus Restraint** is a distinguishing feature: 4 sits 43.8 points below the global mean (far below the global average, z = -2.11).

- **Long-Term Orientation** is a distinguishing feature: 7 sits 29.6 points below the global mean (far below the global average, z = -1.35).
- **Power Distance** is a distinguishing feature: 80 sits 14 points above the global mean (well above the global average, z = 0.86).
- Descriptive signature: **Very restrained · Very short-term oriented · Hierarchical · Structured · Collectivist**.
- Pattern: **Tradition with restraint** (strong signal; LTO + IVR).
- Pattern: **Hierarchical collectivism** (tentative signal; PDI + IDV).
- Pattern: **Formal, rule-bound hierarchy** (tentative signal; PDI + UAI).
- Communication context (exploratory proxy): **High-context leaning** (proxy 67.4).
- Distinctiveness against the global dataset: **Moderately distinctive** (mean absolute z = 0.89).

Profile at a glance

Table 1

Dimension scores for Egypt

Dimension	Score	Interpretation	Global rank	Δ global mean	Δ regional mean	Confidence
PDI Power Distance	80	High power distance	12 / 198	+14	+5.4	High
IDV Individualism	38	Leans collectivist	48 / 200	+3.5	−1.3	High
MAS Masculinity	53	Moderate masculinity (competitiveness)	39 / 192	+3.8	+0.3	High
UAI Uncertainty Avoidance	68	High uncertainty avoidance	51 / 202	+8.3	−1.1	High

Dimension	Score	Interpretation	Global rank	Δ global mean	Δ regional mean	Confidence
LTO Long-Term Orientation	7	Very short-term oriented	194 / 196	−29.6	−12.9	Moderate
IVR Indulgence versus Restraint	4	Very restrained	193 / 194	−43.8	−34.7	Moderate

Note. Rank 1 is the highest score; ties share a rank. Deltas are points above (+) or below (−) the mean. Missing scores are shown as N/A and are never treated as zero.

Highest-priority recommendations

1. **Tradition with restraint** (High priority; Cross-cutting guidance for all audiences): Honor ceremony and protocol, link innovations to established practice, and avoid framing changes as a break with tradition.
2. **Maintain professional composure** (High priority; Managers and team leaders): Keep tone measured, respect formal norms of conduct and use workplace humor and informality with discretion.
3. **Maintain formal, restrained conduct** (High priority; Negotiators and business developers): Keep to protocol, avoid overly casual humor and conspicuous display, and let the counterpart set the tone for informality.
4. **Show near-term wins** (High priority; Managers and team leaders): Break initiatives into milestones with visible short-term results and respect established practice when introducing change.
5. **Read context and build trust** (Medium priority; Managers and team leaders): Use one-to-one conversations to detect unspoken concerns, avoid public criticism and invest in the relationship

before demanding candor.

6. **Treat relationship as the foundation** (Medium priority; Negotiators and business developers): Use trusted intermediaries, allow time before terms are discussed, listen for indirect refusals and treat the contract as part of an ongoing relationship.

How to use this report

Treat every statement as a hypothesis to test with local knowledge. National averages hide large differences between people, regions, generations and organizations, and they cannot predict how an individual will behave (Brewer & Venaik, 2012; McSweeney, 2002).

2. Data Profile and Quality

This section documents what data the analysis rests on, because the strength of any cultural interpretation depends first on the completeness and quality of the scores behind it.

Table 2

Record summary

Profile name	Egypt
Country code	EG
Region	Middle East
Dimensions with scores	6 of 6 (100%)
Dimensions missing	None
Data quality tier	Strong
Reference profiles (aggregate set)	203
Of which country pages / group profiles	203 / 6

No data-quality flags

All six dimensions are present, the profile is a country-level record, and no out-of-range values were detected.

Overall data quality: Strong

Coverage is complete. Interpretations can draw on all six dimensions and on the context proxy.

The scores summarize survey-based value measures that were collected at different times for different countries. Research on cohort data suggests that national scores can shift with generational change, so the values used here should be read as snapshots (Beugelsdijk et al., 2015).

3. Hofstede Dimension Analysis

Hofstede's framework describes national cultures as positions on a small number of value dimensions, each anchored by two contrasting poles (Hofstede, 2001; Hofstede, 2011). For each dimension below, the report states the score, places it in the global distribution, interprets it, and shows how it may express itself in seven areas of life and work. Statements are phrased as tendencies, and their strength is scaled to how far the score lies from the midpoint.

Power Distance (PDI)

The extent to which less powerful members of institutions and organizations accept and expect that power is distributed unequally. (Hofstede et al., 2010) Derived from large-scale employee attitude surveys in the late 1960s and early 1970s, then replicated and extended in later studies (Hofstede, 1980; Hofstede, 2001).

PDI score: 80

Egalitarian Hierarchical

Bar drawn on a 0–120 display scale; the plotted width never alters the score.

Score	80
Interpretation	High power distance
Global rank	12 of 198 (percentile 94.4)
Global mean (SD)	66 (16.3)
Difference from global mean	+14 points; z = 0.86
Regional mean	74.6 (n = 19)

Difference from regional mean	+5.4 points
Observed range in dataset	11 to 104

Egypt scores 80 on Power Distance, classified as "High power distance". Among 198 scored profiles it holds competition rank 12 (percentile 94.4). The score is 14 points above the global mean of 66, placing it well above the global average. Relative to the regional mean of 74.6 (n = 19), it is 5.4 points above.

The data point clearly toward a hierarchical orientation on power distance. In the framework's terms this is associated with: clearer hierarchy, respect for seniority, more centralized authority. Decisions are expected from the top; status symbols and titles matter; subordinates wait for direction.

Power distance describes how inequality is accepted by the less powerful, not how much power leaders actually hold. Organizational culture, industry and generation can shift expectations substantially.

Table 3

How PDI may be expressed

Area	Likely expression (hierarchical orientation)
Workplace and organizations	Organizations tend to be more centralized, with clearer reporting lines, visible status markers and an expectation that managers direct and subordinates follow (Hofstede et al., 2010).
Leadership and decision-making	Decisive, paternalistic leaders who provide clear instruction are more likely to be seen as legitimate; consultation may be read as weakness unless framed carefully (Hofstede, 2001).
Communication and feedback	Disagreement with seniors is often expressed indirectly, through intermediaries or in private; formal titles and honorifics carry meaning.

Area	Likely expression (hierarchical orientation)
Learning and education	Teachers are often treated as the source of wisdom and learning is more teacher-centered; students may wait to be called on before speaking (Hofstede et al., 2010).
Family, relationships, and social life	Respect for elders, parents and social superiors is a strong norm; status and seniority shape who speaks first and who decides.
Markets, consumers, and persuasion	Endorsements by authorities, heritage brands and visible status cues may carry more persuasive weight; premium positioning can signal rank.

Common misreading

Do not read deference as agreement or lack of ideas; silence in front of a superior can conceal important information and dissent.

Confidence in this interpretation: High

The score is complete, away from band boundaries, and based on the longest-established part of the framework.

Individualism (IDV)

The degree to which people are expected to look after themselves and their immediate family versus remaining integrated into strong, cohesive in-groups that provide protection in exchange for loyalty. (Hofstede et al., 2010) One of the original four dimensions, treated as the opposite pole of collectivism on a single continuum (Hofstede, 2001). Later work argues that individualism-collectivism is multidimensional (Minkov et al., 2017; Oyserman et al., 2002).

IDV score: 38



Collectivist Individualist

Bar drawn on a 0–120 display scale; the plotted width never alters the score.

Score	38
Interpretation	Leans collectivist
Global rank	48 of 200 (percentile 76.5)
Global mean (SD)	34.5 (16.9)
Difference from global mean	+3.5 points; z = 0.21
Regional mean	39.3 (n = 20)
Difference from regional mean	−1.3 points
Observed range in dataset	6 to 91

Egypt scores 38 on Individualism, classified as "Leans collectivist". Among 200 scored profiles it holds competition rank 48 (percentile 76.5). The score is 3.5 points above the global mean of 34.5, placing it near the global average. Relative to the regional mean of 39.3 (n = 20), it is 1.3 points below.

The data lean toward a collectivist orientation on individualism. In the framework's terms this is associated with: group ties, obligations, and in-group expectations. Loyalty to family, team or employer is central; harmony and face are protected; relationships precede transactions.

Because the score is close to the global average, this dimension is unlikely to be a distinguishing feature of the country in comparative terms. National IDV averages hide large variation by class, region, age and urbanization. Collectivism is not the absence of individual ambition, and individualism is not the absence of obligation.

Table 4

How IDV may be expressed

Area	Likely expression (collectivist orientation)
Workplace and organizations	Employees often see the organization as an extended in-group; hiring and promotion can involve relationships and loyalty, and harmony in the team is protected (Hofstede et al., 2010).
Leadership and decision-making	Leaders are expected to look after the group in return for loyalty; decisions often involve consulting the group before individuals commit (Triandis, 1995).
Communication and feedback	Messages are more likely to protect face and group harmony; "no" is frequently signaled softly, and praise is directed to the group (Ting-Toomey, 1999).
Learning and education	Learning is oriented toward how to do things and to belonging in a group; open individual disagreement or standing out can be uncomfortable (Hofstede et al., 2010).
Family, relationships, and social life	Extended-family and in-group obligations are strong; relationships are long-term and carry reciprocal duties (Triandis, 1995).
Markets, consumers, and persuasion	Appeals to family, belonging and social proof tend to resonate; recommendations from trusted in-group members can outweigh advertising.

Common misreading

Do not equate collectivism with conformity or absence of personal ambition; individuals pursue goals through, rather than apart from, their networks (Oyserman et al., 2002).

Confidence in this interpretation: High

The score is complete, away from band boundaries, and based on the longest-established part of the framework.

Masculinity (MAS)

The degree to which achievement, assertiveness, heroism and material reward dominate over cooperation, modesty, caring for the weak and quality of life. (Hofstede et al., 2010) Identified in the original survey data as a dimension on which dominant value emphases differed between countries, linked to how gender roles are distributed in society (Hofstede, 2001).

MAS score: 53



Cooperative Competitive

Bar drawn on a 0–120 display scale; the plotted width never alters the score.

Score	53
Interpretation	Moderate masculinity (competitiveness)
Global rank	39 of 192 (percentile 80.2)
Global mean (SD)	49.2 (11.2)
Difference from global mean	+3.8 points; z = 0.34
Regional mean	52.7 (n = 18)
Difference from regional mean	+0.3 points
Observed range in dataset	5 to 110

Egypt scores 53 on Masculinity, classified as "Moderate masculinity (competitiveness)". Among 192 scored profiles it holds competition rank 39 (percentile 80.2). The score is 3.8 points above the global mean of 49.2, placing it near the global average. Relative to the regional mean of 52.7 (n = 18), it is 0.3 points above.

The data suggest a mixed profile that does not clearly favor either pole of masculinity (competitiveness), with a slight lean toward the cooperative pole. In practice this means that norms are likely to vary with context, sector, generation and region, and that both cooperative and competitive expectations can be found. Visitors and partners should calibrate to the specific setting rather than assume a single national style.

Because the score is close to the global average, this dimension is unlikely to be a distinguishing feature of the country in comparative terms. The dimension label is frequently criticized and is easily misread. It describes value emphasis at the societal level, not the abilities or worth of men or women, and it should be presented as competitiveness versus cooperation.

Table 5

How MAS may be expressed (mixed profile)

Area	If competitive norms apply	If cooperative norms apply
Workplace and organizations	Performance, advancement and rewards for results are emphasized; long hours and visible achievement can be taken as signs of commitment (Hofstede et al., 2010).	Quality of working life, flexibility and cooperative relations with colleagues are valued; success is often defined more modestly (Hofstede et al., 2010).
Leadership and decision-making	Assertive, decisive leaders who set ambitious targets are admired; competitive internal ranking and bonuses can be effective motivators.	Intuition, consensus-seeking and empathy in management are more accepted; assertive self-promotion by leaders may be viewed with suspicion.
Communication and feedback	Self-promotion and strong statements of achievement are more acceptable; disagreements may be settled by open contest of arguments.	Modesty, understatement and relationship maintenance during discussion are common; conflict is typically resolved through compromise and negotiation.

Area	If competitive norms apply	If cooperative norms apply
Learning and education	Best students are the norm to emulate; failing in school is a major event, and brilliance of teachers is prized (Hofstede et al., 2010).	Average performance is accepted as normal; failing is a minor accident rather than a disaster, and teachers are friendly rather than brilliant (Hofstede et al., 2010).
Family, relationships, and social life	Clearer role differentiation between genders and strong emphasis on career success and material reward are more common.	Overlapping roles for men and women are more accepted; caring for others and quality of life are widely endorsed values.
Markets, consumers, and persuasion	Status goods, performance claims and "best-in-class" positioning tend to resonate; achievement symbols have social currency.	Appeals to well-being, relationships, sustainability and sensible value often work better than appeals to dominance or conspicuous success.

Note. The score does not clearly favor either pole, so both sets of tendencies are shown. Local context decides which is operating.

Common misreading

Competitive pole: Do not treat competitiveness as hostility; competitive cultures can be highly collaborative within teams working toward a shared contest. Cooperative pole: Do not infer low effort or low standards; cooperative societies can maintain high standards while defining achievement through social contribution.

Confidence in this interpretation: High

The score is complete, away from band boundaries, and based on the longest-established part of the framework.

Uncertainty Avoidance (UAI)

The extent to which members of a society feel uncomfortable with ambiguity and unknown situations and try to avoid them through rules, structure and belief systems. (Hofstede et al., 2010) Originally derived from questions on rule orientation, employment stability and stress (Hofstede, 2001).

UAI score: 68

Flexible Structured

Bar drawn on a 0–120 display scale; the plotted width never alters the score.

Score	68
Interpretation	High uncertainty avoidance
Global rank	51 of 202 (percentile 75.2)
Global mean (SD)	59.7 (17.6)
Difference from global mean	+8.3 points; z = 0.47
Regional mean	69.1 (n = 20)
Difference from regional mean	−1.1 points
Observed range in dataset	8 to 112

Egypt scores 68 on Uncertainty Avoidance, classified as "High uncertainty avoidance". Among 202 scored profiles it holds competition rank 51 (percentile 75.2). The score is 8.3 points above the global mean of 59.7, placing it modestly above the global average. Relative to the regional mean of 69.1 (n = 20), it is 1.1 points below.

The data point clearly toward a structured orientation on uncertainty avoidance. In the framework's terms this is associated with: planning, formal rules, risk reduction, clarity. Detailed planning, written procedures and expert authority are valued; surprises create stress; deviation is scrutinized.

Uncertainty avoidance is not the same as risk avoidance. High-UAI cultures may accept familiar, well-specified risks while resisting ambiguity, and low-UAI cultures can still be risk-averse in specific domains (Hofstede, 2001).

Table 6

How UAI may be expressed

Area	Likely expression (structured orientation)
Workplace and organizations	Detailed rules, job descriptions, written procedures and planning cycles are valued; expert credentials reduce anxiety about ambiguity (Hofstede et al., 2010).
Leadership and decision-making	Leaders are expected to provide structure, expertise and clear contingency plans; sudden changes without explanation can be stressful.
Communication and feedback	Precise, well-documented communication is preferred; agendas, minutes and written confirmation reduce unease.
Learning and education	Students prefer structured learning situations with precise objectives, detailed assignments and single correct answers (Hofstede et al., 2010).
Family, relationships, and social life	Clear social codes, etiquette and rituals provide reassurance; unfamiliar people and ideas may be approached with caution.
Markets, consumers, and persuasion	Guarantees, certifications, detailed specifications and trusted brands reduce perceived risk and speed purchase decisions.

Common misreading

Do not equate high uncertainty avoidance with refusal to take risks; many such cultures accept well-defined risk and resist only ambiguity (Hofstede, 2001).

Confidence in this interpretation: High

The score is complete, away from band boundaries, and based on the longest-established part of the framework.

Long-Term Orientation (LTO)

The extent to which a society fosters pragmatic, future-oriented virtues such as thrift, perseverance and adaptation, as opposed to virtues tied to the past and present such as respect for tradition and fulfilling social obligations. (Hofstede et al., 2010) Introduced from a Chinese Value Survey (Hofstede & Bond, 1988), and later re-estimated for many more countries using World Values Survey data (Hofstede et al., 2010; Minkov, 2007).

LTO score: 7



Short-term oriented Long-term oriented

Bar drawn on a 0–120 display scale; the plotted width never alters the score.

Score	7
Interpretation	Very short-term oriented
Global rank	194 of 196 (percentile 1.5)
Global mean (SD)	36.6 (22)
Difference from global mean	−29.6 points; z = -1.35
Regional mean	19.9 (n = 20)
Difference from regional mean	−12.9 points
Observed range in dataset	0 to 100

Egypt scores 7 on Long-Term Orientation, classified as "Very short-term oriented". Among 196 scored profiles it holds competition rank 194 (percentile 1.5). The score is 29.6 points below the global mean of 36.6, placing it far below the global average. Relative to the regional mean of 19.9 (n = 20), it is 12.9 points below.

The data point strongly toward a short-term oriented orientation on long-term orientation. In the framework's terms this is associated with: tradition, present obligations, quick visible outcomes. Quick results, face-saving, status obligations and respect for tradition carry weight; saving rates tend to be lower.

The score is unusually distant from the global average, which makes this one of the more reliable distinguishing features of the profile. Scores on this dimension are available for fewer countries and rely on a different methodology than the original four dimensions, so they deserve more cautious interpretation.

Table 7

How LTO may be expressed

Area	Likely expression (short-term oriented orientation)
Workplace and organizations	Short-term results, quarterly performance and respect for established practice and obligations are more prominent (Hofstede et al., 2010).
Leadership and decision-making	Leaders are judged on quick, visible outcomes; honoring tradition and status obligations strengthens legitimacy.
Communication and feedback	Reference to established norms and what is "normal" in the group carries weight; "face" and social obligations shape what is said.
Learning and education	Success and failure are more often attributed to luck or circumstance; academic virtue may focus on truth and knowing facts (Hofstede et al., 2010).
Family, relationships, and social life	Respect for traditions and fulfilling social duties are emphasized; saving rates tend to be lower and consumption more immediate.
Markets, consumers, and persuasion	Immediate benefits, promotions and heritage cues often outperform appeals to long-run payoff; instant gratification is easier to sell.

Common misreading

Do not read a short-term orientation as shortsightedness; tradition-keeping can create highly stable commitments.

Confidence in this interpretation: Moderate

Long-term orientation and indulgence were added later and rely on different survey sources than the original four dimensions, so interpretation is held at moderate confidence.

Indulgence versus Restraint (IVR)

The degree to which a society allows relatively free gratification of basic and natural human desires related to enjoying life and having fun, versus suppressing gratification through strict social norms. (Hofstede et al., 2010) Added as the sixth dimension following a re-analysis of World Values Survey items on happiness, life control and leisure (Hofstede et al., 2010; Minkov, 2007).

IVR score: 4

Restrained — Indulgent

Bar drawn on a 0–120 display scale; the plotted width never alters the score.

Score	4
Interpretation	Very restrained
Global rank	193 of 194 (percentile 1)
Global mean (SD)	47.8 (20.8)
Difference from global mean	−43.8 points; z = -2.11
Regional mean	38.7 (n = 19)

Difference from regional mean	−34.7 points
Observed range in dataset	0 to 100

Egypt scores 4 on Indulgence versus Restraint, classified as "Very restrained". Among 194 scored profiles it holds competition rank 193 (percentile 1). The score is 43.8 points below the global mean of 47.8, placing it far below the global average. Relative to the regional mean of 38.7 (n = 19), it is 34.7 points below.

The data point strongly toward a restrained orientation on indulgence. In the framework's terms this is associated with: stronger norms and regulation of gratification. Leisure is less prioritized; social norms regulate behavior; people are more likely to feel that indulgence is wrong.

The score is unusually distant from the global average, which makes this one of the more reliable distinguishing features of the profile. Indulgence scores combine several attitudes and are sensitive to survey methodology. Treat them as a coarse indicator of norms around gratification, not as a measure of well-being.

Table 8

How IVR may be expressed

Area	Likely expression (restrained orientation)
Workplace and organizations	Work is often seen as primary and leisure as secondary; formal norms around conduct and appearance may be tighter (Hofstede et al., 2010).
Leadership and decision-making	Restraint, composure and propriety are credibility cues; open emotional display by leaders can be read as inappropriate.
Communication and feedback	Positive emotion is more measured in public; strict norms regulate what can be said and joked about.

Area	Likely expression (restrained orientation)
Learning and education	Discipline, order and strong norms in schools tend to be accepted; leisure is subordinate to duty.
Family, relationships, and social life	Social norms regulate gratification; people are more likely to feel that enjoying life is constrained by duty or social expectation (Hofstede et al., 2010).
Markets, consumers, and persuasion	Responsible, practical and virtuous positioning may outperform hedonic appeals; saving is more admired than indulgence.

Common misreading

Do not read reserve as unhappiness or disapproval; restraint may reflect norms about public display rather than private feeling.

Confidence in this interpretation: Moderate

Long-term orientation and indulgence were added later and rely on different survey sources than the original four dimensions, so interpretation is held at moderate confidence.

4. Cross-Dimension Patterns

Dimensions do not operate alone. Hofstede noted that dimensions combine to produce distinctive configurations, and some pairs are statistically correlated across countries (Hofstede, 2001; Hofstede et al., 2010). This section looks at the profile as a whole.

Shape of the profile

Mixed profile with clear and ambiguous dimensions

The profile contains 2 higher-pole, 3 lower-pole and 1 moderate dimensions out of 6 available. Interpret each dimension on its own evidence and rely on the combination patterns for the more distinctive findings.

Descriptive signature

Very restrained · Very short-term oriented · Hierarchical · Structured · Collectivist

Moderate (not part of the signature): masculinity (competitiveness).

This signature is a descriptive summary of band labels, not a validated typology. Dimensions in the moderate band are omitted because they do not clearly favor either pole.

Strongest signals

Two transparent heuristics identify the dimensions that most clearly define the profile. Neither is a calibrated measure of importance or certainty.

Table 9

Heuristic 1: farthest from the scale midpoint (up to two dimensions)

Dimension	Score	Distance from midpoint	Interpretation
Indulgence versus Restraint	4	46 points from 50	Very restrained
Long-Term Orientation	7	43 points from 50	Very short-term oriented

Table 10

Heuristic 2: farthest from the global mean (|z| at least 0.5)

Dimension	Score	Distance from global mean	Position
Indulgence versus Restraint	4	z = -2.11	far below the global average
Long-Term Orientation	7	z = -1.35	far below the global average
Power Distance	80	z = 0.86	well above the global average

Combination patterns

The patterns below fire only when every dimension involved is available and past the stated cutoffs (65 or above for high, 44 or below for low). Signal strength reflects the smallest margin past a cutoff: strong at 15 points or more, moderate at 7 or more, otherwise tentative.

Tradition with restraint (LTO + IVR)

Signal strength: strong; smallest margin 37 points.

Short-term orientation with restraint suggests a pattern in which established norms, social obligations and propriety carry substantial weight, and in which change is expected to respect precedent (Hofstede et al., 2010).

Practical implication: Honor ceremony and protocol, link innovations to established practice, and avoid framing changes as a break with tradition.

Hierarchical collectivism (PDI + IDV)

Signal strength: tentative; smallest margin 6 points.

High power distance combined with collectivism often appears as a patron-and-protégé logic: loyalty and obedience are exchanged for protection and care. Power distance and individualism are negatively correlated across countries, so this combination is statistically common (Hofstede et al., 2010).

Practical implication: Relationships with senior in-group figures are likely to be decisive; approaching decision makers through trusted intermediaries and honoring the group hierarchy is usually more effective than pushing individual initiative.

Formal, rule-bound hierarchy (PDI + UAI)

Signal strength: tentative; smallest margin 3 points.

High power distance with high uncertainty avoidance can produce organizations in which authority and written rules reinforce each other, so that decisions pass through formal channels and require sign-off (Hofstede et al., 2010).

Practical implication: Map the formal approval chain early, prepare documentation for each level, and budget time for process; informal workarounds may be unavailable or risky.

Group-based risk reduction (IDV + UAI)

Signal strength: tentative; smallest margin 3 points.

Collectivism with high uncertainty avoidance suggests that reassurance is sought through established groups, precedent and expert endorsement rather than through individual risk-taking (Hofstede et al., 2010).

Practical implication: Social proof, referrals from trusted network members and visible institutional backing can lower the perceived risk of new proposals substantially.

5. Hall-Inspired Communication Context

Edward T. Hall distinguished high-context communication, in which meaning resides largely in the setting, relationships and shared understanding, from low-context communication, in which meaning is carried by explicit words (Hall, 1959; Hall, 1976). Hall developed the idea through observation and did not publish country scores.

What the indicator is and is not

The value below is an exploratory proxy derived from Hofstede's Individualism and Power Distance scores using the formula proxy = 0.70 × (100 − IDV) + 0.30 × PDI. It is not measured by Hall, it reuses the same data rather than adding an independent source, and its validity as a measure of communication behavior has not been established. The high-/low-context concept itself has been criticized for conceptual looseness (Kittler et al., 2011).

Result

Table 11

Context proxy for Egypt

Inputs	IDV = 38; PDI = 80
Collectivism component (0.70 × (100 − IDV))	43.4
Hierarchy component (0.30 × PDI)	24
Proxy value	67.4
Label	High-context leaning
Classification strength	35 (medium); distance from the midpoint, not a confidence level

Input agreement	82 (high); do collectivism and hierarchy point the same way?
Position among all proxies	rank 101 of 196 (percentile 49)
Dataset mean proxy	65.6

Communication in cultures that lean high-context tends to depend on shared background, relationships, setting and non-verbal cues. Much of the message is implicit, and reading what is not said is part of competent communication (Hall, 1976; Hall & Hall, 1990).

Roughly 64% of the proxy comes from the collectivism component and 36% from the hierarchy component, so the result is driven primarily by collectivism (low IDV).

Robustness to alternative weights

Table 12

Sensitivity of the label to the weighting scheme

Weighting (IDV / PDI)	Proxy	Label
IDV only (1.00 / 0.00)	62.0	High-context leaning
Heavier IDV (0.85 / 0.15)	64.7	High-context leaning
Baseline (0.70 / 0.30)	67.4	High-context leaning
Equal weights (0.50 / 0.50)	71.0	High-context leaning
Heavier PDI (0.30 / 0.70)	74.6	High-context leaning

The label is identical under every tested weighting, which makes it more robust to the arbitrary choice of weights, although it remains an indirect measure.

Likely communication patterns (hypotheses)

Communication and feedback

- Listen for hints, hedges, pauses and what is left out; a polite "perhaps" or "we will consider it" may signal a refusal (Ting-Toomey, 1999).
- Avoid public confrontation or blunt criticism; use private, tactful channels and preserve face.
- Allow time for conversation that appears off-topic; it often builds the context that gives later words their meaning (Hall, 1976).

Relationships and trust

- Trust and personal relationships often precede and underpin business; invest in introductions through trusted intermediaries.
- Long-term obligations and mutual favors are meaningful; short-term transactional behavior may damage credibility (Hall & Hall, 1990).

Agreements and contracts

- Written contracts are still important but may be treated as the start of a relationship rather than its full definition.
- Expect renegotiation when circumstances change; ongoing relationship quality helps settle ambiguities.

Meetings and decisions

- Meetings may confirm decisions already shaped in informal conversations; seek those pre-meeting channels.
- Do not rush to closure; pressing for immediate explicit commitments can feel aggressive.

Questions to verify locally

- Who are the trusted intermediaries and how are introductions typically made?
- How is a refusal signaled when direct refusal is avoided?
- Which relationship milestones precede discussion of price or terms?

Parts of Hall's framework that are not inferred

Construct	Why it is not estimated here
Monochronic versus polychronic time	Hall described how cultures structure time, scheduling and multitasking (Hall, 1983). These patterns are not measured by the six value dimensions and should be investigated through observation or local informants.
Proxemics (personal and social space)	Preferences for interpersonal distance, privacy and territory (Hall, 1966) require observational or survey data and cannot be derived from national value scores.
Speed of message flow	Hall distinguished fast and slow message systems (Hall, 1976); there is no basis here for estimating how quickly information is expected to be decoded or acted upon.
Within-country variation	The proxy provides a single national value. Context norms vary by region, sector, class and individual, so even a confident national label can mislead for any specific interaction (Kittler et al., 2011).

6. Comparative Positioning

Scores gain meaning from comparison. This section places Egypt against the global dataset, its region and its statistically nearest neighbors.

Global distribution

Table 14

Position within the reference dataset

Dimension	Score	Mean (SD)	Median	Range	Percentile	z
PDI	80	66 (16.3)	70	11–104	94.4	0.86
IDV	38	34.5 (16.9)	30	6–91	76.5	0.21
MAS	53	49.2 (11.2)	46	5–110	80.2	0.34
UAI	68	59.7 (17.6)	54	8–112	75.2	0.47
LTO	7	36.6 (22)	30	0–100	1.5	-1.35
IVR	4	47.8 (20.8)	43	0–100	1	-2.11

Regional context

The dimensions below depart from the regional mean by at least 10 points and are the most likely sources of within-region contrast.

- Indulgence versus Restraint is 34.7 points lower than the Middle East average, so this country leans more restrained than its regional peers.
- Long-Term Orientation is 12.9 points lower than the Middle East average, so this country leans more short-term oriented than its regional peers.

Table 15

Comparison with the Middle East regional mean

Dimension	Score	Regional mean	n	Difference
PDI	80	74.6	19	+5.4
IDV	38	39.3	20	−1.3
MAS	53	52.7	18	+0.3
UAI	68	69.1	20	−1.1
LTO	7	19.9	20	−12.9
IVR	4	38.7	19	−34.7

Statistically nearest and most distant profiles

Distance is computed across dimensions available for both profiles, with each squared difference divided by that dimension's variance and then averaged, following the logic of the Kogut–Singh index (Kogut & Singh, 1988). Profiles need at least four shared dimensions to be ranked. Group profiles are excluded from these lists.

Table 16

Culturally nearest profiles

#	Nearest profile	Region	Standardized distance	Euclidean	Dimensions
1	Iraq	Middle East	0.18	22.2	6
2	Morocco	Middle East	0.27	23.5	5
3	Algeria	Middle East	0.43	33.8	6
4	Burkina Faso	Africa	0.58	34.3	6
5	Bahrain	Middle East	0.62	40	6

Table 17

Culturally most distant profiles

#	Most distant profile	Region	Standardized distance	Euclidean	Dimensions
1	Sweden	Scandinavia	8.87	122.1	6
2	Denmark	Scandinavia	6.93	113.3	6
3	Slovakia	Eastern Europe	6.85	98.9	6

On these scores, Iraq is the closest profile to Egypt. Nearness here means similar numeric value profiles; it does not imply shared history, language or institutions, and cultural distance indices have well-known limitations (Brewer & Venaik, 2012; Kogut & Singh, 1988). For practical adaptation, nearby profiles can suggest where experience gained elsewhere may transfer.

Overall distinctiveness

Across 6 available dimensions, the mean absolute z-score is 0.89 (Moderately distinctive). A higher value indicates that the profile departs more from the global average overall, which can make country-specific preparation more worthwhile.

7. Implications by Area of Life and Work

This section reorganizes the findings by area of life and work so that readers can look up what matters for their purpose. Each bullet names the dimension it comes from. Dimensions in the moderate band are noted separately because they do not support a one-sided statement.

Workplace and organizations

- **PDI (High power distance):** Organizations tend to be more centralized, with clearer reporting lines, visible status markers and an expectation that managers direct and subordinates follow (Hofstede et al., 2010).
- **IDV (Leans collectivist):** Employees often see the organization as an extended in-group; hiring and promotion can involve relationships and loyalty, and harmony in the team is protected (Hofstede et al., 2010).
- **UAI (High uncertainty avoidance):** Detailed rules, job descriptions, written procedures and planning cycles are valued; expert credentials reduce anxiety about ambiguity (Hofstede et al., 2010).
- **LTO (Very short-term oriented):** Short-term results, quarterly performance and respect for established practice and obligations are more prominent (Hofstede et al., 2010).
- **IVR (Very restrained):** Work is often seen as primary and leisure as secondary; formal norms around conduct and appearance may be tighter (Hofstede et al., 2010).

Context-dependent (moderate): MAS. Expect both higher- and lower-pole norms to occur; see the dimension sections for both sets of tendencies.

Leadership and decision-making

- **PDI (High power distance):** Decisive, paternalistic leaders who provide clear instruction are more likely to be seen as legitimate; consultation may be read as weakness unless framed carefully (Hofstede, 2001).
- **IDV (Leans collectivist):** Leaders are expected to look after the group in return for loyalty; decisions often involve consulting the group before individuals commit (Triandis, 1995).
- **UAI (High uncertainty avoidance):** Leaders are expected to provide structure, expertise and clear contingency plans; sudden changes without explanation can be stressful.
- **LTO (Very short-term oriented):** Leaders are judged on quick, visible outcomes; honoring tradition and status obligations strengthens legitimacy.
- **IVR (Very restrained):** Restraint, composure and propriety are credibility cues; open emotional display by leaders can be read as inappropriate.

Context-dependent (moderate): MAS. Expect both higher- and lower-pole norms to occur; see the dimension sections for both sets of tendencies.

Communication and feedback

- **PDI (High power distance):** Disagreement with seniors is often expressed indirectly, through intermediaries or in private; formal titles and honorifics carry meaning.
- **IDV (Leans collectivist):** Messages are more likely to protect face and group harmony; "no" is frequently signaled softly, and praise is directed to the group (Ting-Toomey, 1999).
- **UAI (High uncertainty avoidance):** Precise, well-documented communication is preferred; agendas, minutes and written confirmation reduce unease.

- **LTO (Very short-term oriented):** Reference to established norms and what is "normal" in the group carries weight; "face" and social obligations shape what is said.
- **IVR (Very restrained):** Positive emotion is more measured in public; strict norms regulate what can be said and joked about.

Context-dependent (moderate): MAS. Expect both higher- and lower-pole norms to occur; see the dimension sections for both sets of tendencies.

Learning and education

- **PDI (High power distance):** Teachers are often treated as the source of wisdom and learning is more teacher-centered; students may wait to be called on before speaking (Hofstede et al., 2010).
- **IDV (Leans collectivist):** Learning is oriented toward how to do things and to belonging in a group; open individual disagreement or standing out can be uncomfortable (Hofstede et al., 2010).
- **UAI (High uncertainty avoidance):** Students prefer structured learning situations with precise objectives, detailed assignments and single correct answers (Hofstede et al., 2010).
- **LTO (Very short-term oriented):** Success and failure are more often attributed to luck or circumstance; academic virtue may focus on truth and knowing facts (Hofstede et al., 2010).
- **IVR (Very restrained):** Discipline, order and strong norms in schools tend to be accepted; leisure is subordinate to duty.

Context-dependent (moderate): MAS. Expect both higher- and lower-pole norms to occur; see the dimension sections for both sets of tendencies.

Family, relationships, and social life

- **PDI (High power distance):** Respect for elders, parents and social superiors is a strong norm; status and seniority shape who speaks first and who decides.
- **IDV (Leans collectivist):** Extended-family and in-group obligations are strong; relationships are long-term and carry reciprocal duties (Triandis, 1995).
- **UAI (High uncertainty avoidance):** Clear social codes, etiquette and rituals provide reassurance; unfamiliar people and ideas may be approached with caution.
- **LTO (Very short-term oriented):** Respect for traditions and fulfilling social duties are emphasized; saving rates tend to be lower and consumption more immediate.
- **IVR (Very restrained):** Social norms regulate gratification; people are more likely to feel that enjoying life is constrained by duty or social expectation (Hofstede et al., 2010).

Context-dependent (moderate): MAS. Expect both higher- and lower-pole norms to occur; see the dimension sections for both sets of tendencies.

Markets, consumers, and persuasion

- **PDI (High power distance):** Endorsements by authorities, heritage brands and visible status cues may carry more persuasive weight; premium positioning can signal rank.
- **IDV (Leans collectivist):** Appeals to family, belonging and social proof tend to resonate; recommendations from trusted in-group members can outweigh advertising.
- **UAI (High uncertainty avoidance):** Guarantees, certifications, detailed specifications and trusted brands reduce perceived risk and speed purchase decisions.

- **LTO (Very short-term oriented):** Immediate benefits, promotions and heritage cues often outperform appeals to long-run payoff; instant gratification is easier to sell.
- **IVR (Very restrained):** Responsible, practical and virtuous positioning may outperform hedonic appeals; saving is more admired than indulgence.

Context-dependent (moderate): MAS. Expect both higher- and lower-pole norms to occur; see the dimension sections for both sets of tendencies.

Common misreadings to avoid

- **PDI (High power distance):** Do not read deference as agreement or lack of ideas; silence in front of a superior can conceal important information and dissent.
- **IDV (Leans collectivist):** Do not equate collectivism with conformity or absence of personal ambition; individuals pursue goals through, rather than apart from, their networks (Oyserman et al., 2002).
- **UAI (High uncertainty avoidance):** Do not equate high uncertainty avoidance with refusal to take risks; many such cultures accept well-defined risk and resist only ambiguity (Hofstede, 2001).
- **LTO (Very short-term oriented):** Do not read a short-term orientation as shortsightedness; tradition-keeping can create highly stable commitments.
- **IVR (Very restrained):** Do not read reserve as unhappiness or disapproval; restraint may reflect norms about public display rather than private feeling.

Context-dependent (moderate): MAS. Expect both higher- and lower-pole norms to occur; see the dimension sections for both sets of tendencies.

8. Insights and Recommendations

Recommendations are generated from this country's specific profile, so their content and order differ between countries. Priority reflects band intensity, distance from the global mean and label fragility. Confidence reflects the data-quality and method considerations explained in the methodology. All recommendations are hypotheses to test with local knowledge, and they draw on research on how cultural values relate to management, communication and negotiation (Brett, 2014; Kirkman et al., 2006; Tsui et al., 2007).

Priority summary

Table 18

Highest-priority recommendations

Priority	Recommendation	Primary audience	Evidence	Confidence
High	Tradition with restraint	Cross-cutting guidance for all audiences	Combination pattern (LTO + IVR)	Moderate
High	Maintain professional composure	Managers and team leaders	IVR 4 (Very restrained)	Moderate
High	Maintain formal, restrained conduct	Negotiators and business developers	IVR 4 (Very restrained)	Moderate
High	Show near-term wins	Managers and team leaders	LTO 7 (Very short-term oriented)	Moderate
Medium	Read context and build trust	Managers and team leaders	Context proxy 67.4	Moderate
Medium	Treat relationship as the foundation	Negotiators and business developers	Context proxy 67.4	Moderate

Managers and team leaders

Guidance for leading, motivating and giving feedback to people in or from this national context.

Maintain professional composure HIGH PRIORITY CONFIDENCE: MODERATE

Keep tone measured, respect formal norms of conduct and use workplace humor and informality with discretion.

Why: Restraint is associated with stronger regulation of gratification (Hofstede et al., 2010).

Evidence: IVR 4 (Very restrained)

Show near-term wins HIGH PRIORITY CONFIDENCE: MODERATE

Break initiatives into milestones with visible short-term results and respect established practice when introducing change.

Why: Short-term orientation emphasizes quick results and respect for tradition (Hofstede et al., 2010).

Evidence: LTO 7 (Very short-term oriented)

Read context and build trust MEDIUM PRIORITY CONFIDENCE: MODERATE

Use one-to-one conversations to detect unspoken concerns, avoid public criticism and invest in the relationship before demanding candor.

Why: The context proxy for Egypt is 67.4 (High-context leaning); this is an exploratory indicator and not a direct measurement (Hall, 1976; Kittler et al., 2011).

Evidence: Context proxy 67.4

Provide clear direction and honor seniority MEDIUM PRIORITY CONFIDENCE: HIGH

Set explicit expectations, route communication through appropriate levels, and create safe private channels (one-to-ones, anonymous surveys) so that upward feedback can surface.

Why: Where power distance is high, subordinates may wait for direction and avoid open disagreement (Hofstede et al., 2010).

Evidence: PDI 80 (High power distance)

Provide structure and predictability MEDIUM PRIORITY CONFIDENCE: HIGH

Document roles, processes and timelines; announce changes early with a rationale and transition support.

Why: Higher uncertainty avoidance links comfort to clear rules and planning (Hofstede et al., 2010).

Evidence: UAI 68 (High uncertainty avoidance)

Manage through the team MEDIUM PRIORITY CONFIDENCE: HIGH

Set team-level goals, recognize group success, give individual feedback privately and consider how individual rankings affect cohesion.

Why: Collectivist settings tie motivation to belonging and in-group loyalty (Hofstede, 2001; Triandis, 1995).

Evidence: IDV 38 (Leans collectivist)

Negotiators and business developers

Guidance for building relationships, structuring agreements and reading counterpart behavior.

Maintain formal, restrained conduct HIGH PRIORITY CONFIDENCE: MODERATE

Keep to protocol, avoid overly casual humor and conspicuous display, and let the counterpart set the tone for informality.

Why: Restrained norms regulate public gratification (Hofstede et al., 2010).

Evidence: IVR 4 (Very restrained)

Offer near-term value and respect obligations HIGH PRIORITY CONFIDENCE: MODERATE

Present early benefits and show respect for established protocol and reciprocal obligations.

Why: Short-term orientation emphasizes present obligations and quick outcomes (Hofstede et al., 2010).

Evidence: LTO 7 (Very short-term oriented)

Treat relationship as the foundation MEDIUM PRIORITY CONFIDENCE: MODERATE

Use trusted intermediaries, allow time before terms are discussed, listen for indirect refusals and treat the contract as part of an ongoing relationship.

Why: The context proxy for Egypt is 67.4 (High-context leaning); this is an exploratory indicator and not a direct measurement (Hall, 1976; Kittler et al., 2011).

Evidence: Context proxy 67.4

Identify the true decision maker and match seniority MEDIUM PRIORITY CONFIDENCE: HIGH

Send a delegation whose rank matches the counterpart, allow time for internal approvals and avoid challenging senior figures in public.

Why: High power distance concentrates authority and attaches weight to status (Brett, 2014; Hofstede, 2001).

Evidence: PDI 80 (High power distance)

Supply detail, evidence and guarantees MEDIUM PRIORITY CONFIDENCE: HIGH

Provide documentation, references, risk-mitigation plans and clear contract terms, and allow time for thorough review.

Why: Higher uncertainty avoidance reduces anxiety through specification (Hofstede et al., 2010).

Evidence: UAI 68 (High uncertainty avoidance)

Build relationship and group trust first MEDIUM PRIORITY CONFIDENCE: HIGH

Invest in introductions, hospitality and demonstrated long-term commitment; expect group consultation to lengthen timelines.

Why: Collectivist contexts embed business in relationships (Brett, 2014; Hofstede et al., 2010).

Evidence: IDV 38 (Leans collectivist)

Marketers and communicators

Guidance for messaging, positioning and audience engagement.

Lead with responsibility and practicality HIGH PRIORITY CONFIDENCE: MODERATE

Use a measured tone and utility-focused positioning; avoid framing purchases as indulgences.

Why: Restraint is associated with stricter norms around gratification (Hofstede et al., 2010).

Evidence: IVR 4 (Very restrained)

Highlight immediate benefit and heritage HIGH PRIORITY CONFIDENCE: MODERATE

Use promotions, quick payoffs and tradition-linked storytelling.

Why: Short-term orientation favors present rewards and respect for tradition (Hofstede et al., 2010).

Evidence: LTO 7 (Very short-term oriented)

Use imagery, narrative and relational cues

MEDIUM PRIORITY | CONFIDENCE: MODERATE

Lean on context, shared symbols and relational storytelling and avoid excessively blunt calls to action.

Why: The context proxy for Egypt is 67.4 (High-context leaning); this is an exploratory indicator and not a direct measurement (Hall, 1976; Kittler et al., 2011).

Evidence: Context proxy 67.4

Leverage authority and status cues

MEDIUM PRIORITY | CONFIDENCE: HIGH

Use expert endorsements, heritage and credentials, and show respect through formal address and tone.

Why: Higher power distance gives status cues persuasive weight (Hofstede et al., 2010).

Evidence: PDI 80 (High power distance)

Reduce perceived risk

MEDIUM PRIORITY | CONFIDENCE: HIGH

Provide guarantees, certifications, detailed specifications, FAQs and clear support channels; avoid ambiguous claims.

Why: Higher uncertainty avoidance raises the value of reassurance (Hofstede et al., 2010).

Evidence: UAI 68 (High uncertainty avoidance)

Emphasize belonging, family and community

MEDIUM PRIORITY | CONFIDENCE: HIGH

Use social proof, group benefit and shared-use scenarios, and support word-of-mouth through trusted networks.

Why: Collectivist contexts give in-group influence particular weight (Hofstede et al., 2010; Triandis, 1995).

Evidence: IDV 38 (Leans collectivist)

Educators and trainers

Guidance for teaching, onboarding and professional development.

Keep a disciplined learning climate HIGH PRIORITY CONFIDENCE: MODERATE

Maintain order, defined routines and a measured tone, and make the purpose of activities clear.

Why: Restrained norms emphasize discipline and duty (Hofstede et al., 2010).

Evidence: IVR 4 (Very restrained)

Connect learning to immediate relevance HIGH PRIORITY CONFIDENCE: MODERATE

Link content to near-term, concrete applications and acknowledge prior knowledge and traditions.

Why: Short-term orientation values tangible, immediate results (Hofstede et al., 2010).

Evidence: LTO 7 (Very short-term oriented)

Establish instructor expertise and structure MEDIUM PRIORITY CONFIDENCE: HIGH

Present clear authority and an agenda, and build safe routes for questions (written, small-group, during breaks) before expecting open challenge.

Why: Higher power distance tends to make teaching more teacher-centered (Hofstede et al., 2010).

Evidence: PDI 80 (High power distance)

Give clear instructions and criteria MEDIUM PRIORITY CONFIDENCE: HIGH

Provide detailed objectives, rubrics, schedules and worked examples, and reduce ambiguity in assessment.

Why: Higher uncertainty avoidance prefers structured learning (Hofstede et al., 2010).

Evidence: UAI 68 (High uncertainty avoidance)

Use group-based learning MEDIUM PRIORITY CONFIDENCE: HIGH

Use team projects, peer teaching and shared accountability, and give face-saving feedback.

Why: Collectivist settings link learning to belonging (Hofstede et al., 2010).

Evidence: IDV 38 (Leans collectivist)

Travelers, expatriates and relocating staff

Guidance for everyday interaction, etiquette and adjustment.

Dress and behave conservatively HIGH PRIORITY CONFIDENCE: MODERATE

Observe norms on public behavior, dress and display, and follow the lead of hosts.

Why: Restrained norms regulate gratification (Hofstede et al., 2010).

Evidence: IVR 4 (Very restrained)

Respect customs and obligations HIGH PRIORITY CONFIDENCE: MODERATE

Follow local ceremony and tradition and expect emphasis on immediate social duties.

Why: Short-term orientation emphasizes tradition and social obligation (Hofstede et al., 2010).

Evidence: LTO 7 (Very short-term oriented)

Listen for what is unsaid MEDIUM PRIORITY CONFIDENCE: MODERATE

Notice hedges, silences and indirect phrasing; avoid forcing a direct yes or no and give hosts room to save face.

Why: The context proxy for Egypt is 67.4 (High-context leaning); this is an exploratory indicator and not a direct measurement (Hall, 1976; Kittler et al., 2011).

Evidence: Context proxy 67.4

Observe titles and deference MEDIUM PRIORITY CONFIDENCE: HIGH

Use honorifics until invited otherwise, greet seniors first and avoid public challenges to authority.

Why: Higher power distance gives status and age strong social weight (Hofstede et al., 2010).

Evidence: PDI 80 (High power distance)

Expect rules and etiquette MEDIUM PRIORITY CONFIDENCE: HIGH

Follow posted rules and queueing norms, be punctual and confirm arrangements in writing.

Why: Higher uncertainty avoidance values codified behavior (Hofstede et al., 2010).

Evidence: UAI 68 (High uncertainty avoidance)

Expect relationship-driven interactions MEDIUM PRIORITY CONFIDENCE: HIGH

Accept hospitality, invest in introductions and remember that favors and obligations are reciprocal.

Why: Collectivist settings tie people into mutual obligation (Triandis, 1995).

Evidence: IDV 38 (Leans collectivist)

Cross-cutting guidance for all audiences

Guidance that arises from the combination of dimensions, from the context proxy and from the data themselves.

Tradition with restraint HIGH PRIORITY CONFIDENCE: MODERATE

Honor ceremony and protocol, link innovations to established practice, and avoid framing changes as a break with tradition.

Why: Short-term orientation with restraint suggests a pattern in which established norms, social obligations and propriety carry substantial weight, and in which change is expected to respect precedent (Hofstede et al., 2010).

Evidence: Combination pattern (LTO + IVR)

Develop cultural intelligence, not cultural stereotypes MEDIUM PRIORITY CONFIDENCE: HIGH

Treat the findings as hypotheses. Observe how real counterparts behave, adjust one variable at a time and reflect on what worked. Individual preferences, organizational culture and situation will often outweigh national averages.

Why: National-level scores describe averages, not individuals, and their use to predict individual behavior is an ecological fallacy (Brewer & Venaik, 2012; Earley & Mosakowski, 2004; McSweeney, 2002).

Evidence: General principle

Hierarchical collectivism MEDIUM PRIORITY CONFIDENCE: LOW

Relationships with senior in-group figures are likely to be decisive; approaching decision makers through trusted intermediaries and honoring the group hierarchy is usually more effective than pushing individual initiative.

Why: High power distance combined with collectivism often appears as a patron-and-protégé logic: loyalty and obedience are exchanged for protection and care. Power distance and individualism are negatively correlated across countries, so this combination is statistically common (Hofstede et al., 2010).

Evidence: Combination pattern (PDI + IDV)

Formal, rule-bound hierarchy

MEDIUM PRIORITY | CONFIDENCE: LOW

Map the formal approval chain early, prepare documentation for each level, and budget time for process; informal workarounds may be unavailable or risky.

Why: High power distance with high uncertainty avoidance can produce organizations in which authority and written rules reinforce each other, so that decisions pass through formal channels and require sign-off (Hofstede et al., 2010).

Evidence: Combination pattern (PDI + UAI)

Group-based risk reduction

MEDIUM PRIORITY | CONFIDENCE: LOW

Social proof, referrals from trusted network members and visible institutional backing can lower the perceived risk of new proposals substantially.

Why: Collectivism with high uncertainty avoidance suggests that reassurance is sought through established groups, precedent and expert endorsement rather than through individual risk-taking (Hofstede et al., 2010).

Evidence: Combination pattern (IDV + UAI)

Calibrate masculinity (competitiveness) to the setting

MEDIUM PRIORITY | CONFIDENCE: HIGH

Expect both cooperative and competitive norms. The score leans slightly cooperative, but sector, region, generation and organization will often decide which applies. Observe first, then adjust, and ask local colleagues which norm is operating in your specific context.

Why: A score of 53 on Masculinity does not clearly favor either pole, so a single national style should not be assumed (Earley & Mosakowski, 2004; Minkov & Hofstede, 2012).

Evidence: MAS 53 (Moderate masculinity (competitiveness))

9. Quick Reference Guide

A one-page summary for readers who need a quick orientation. It is deliberately brief; consult the preceding sections before acting on any item.

Table 19

Quick guide

Do	Avoid
Use appropriate titles and respect the chain of command. (PDI)	Publicly contradicting a senior person. (PDI)
Invest in relationships and group harmony. (IDV)	Singling out individuals for open criticism. (IDV)
Provide plans, documents and timelines. (UAI)	Springing unexplained changes. (UAI)
Show quick, visible progress. (LTO)	Dismissing tradition as outdated. (LTO)
Keep conduct measured and proper. (IVR)	Casual humor with new contacts. (IVR)

Questions to ask local colleagues or informants

Questions are ordered with the most distinctive dimensions first. Asking them is often more reliable than assuming.

1. [IVR] How much humor and informality is acceptable with a new business contact?
2. [IVR] How is leisure time treated relative to work obligations?
3. [LTO] What time horizon do people use when judging whether an investment or relationship was worthwhile?
4. [LTO] How are traditions and obligations weighed against adapting to new circumstances?
5. [PDI] How do people in this sector decide who has the right to make a final decision?

6. [PDI] How do junior staff signal disagreement with a senior person, and how is it received?
7. [UAI] How much written procedure do people expect before they act on a new task?
8. [UAI] How do people react when plans change at short notice?
9. [MAS] How is success defined and talked about among peers in this industry?
10. [MAS] What happens when a colleague openly outperforms others?
11. [IDV] Who is credited when a project succeeds: the individual, the team or the leader?
12. [IDV] How much loyalty to family, team or employer is expected when it conflicts with personal preference?
13. [Context] Who are the trusted intermediaries and how are introductions typically made?
14. [Context] How is a refusal signaled when direct refusal is avoided?
15. [Context] Which relationship milestones precede discussion of price or terms?

10. Limitations and Responsible Use

National-culture models are useful simplifications, and their value depends on using them with an awareness of what they cannot show. The limitations below apply to every profile; those marked "this record" respond to the data behind this particular report.

General limitations

1. **National averages are not individuals.** Dimension scores summarize a population. Applying them to a particular person commits the ecological fallacy, and individual variation within any country is typically far greater than the differences between national averages (Brewer & Venaik, 2012; Hofstede, 2001).
2. **Within-country variation is not shown.** The profile offers one number per dimension. Regional, ethnic, linguistic, generational, occupational and class differences are invisible in it, although there is evidence that in-country regions often cluster by nation on these values (Minkov & Hofstede, 2012).
3. **Scores are snapshots.** The values were collected at particular times and may not reflect current attitudes. Cohort analyses suggest that scores on these dimensions shift with generational change (Beugelsdijk et al., 2015).
4. **The original method has been challenged.** Critics have questioned the representativeness of the original employee surveys, the equation of nations with cultures and the validity of the dimensional structure (McSweeney, 2002). Hofstede and colleagues have responded to these critiques (Hofstede, 2011; Minkov & Hofstede, 2011), and meta-analytic reviews report that cultural values relate to organizational and individual outcomes, with effects that vary by

dimension, outcome and level of analysis (Kirkman et al., 2006; Taras et al., 2010).

5. **Later dimensions rest on different sources.** Long-term orientation and indulgence were added using different survey data and methods than the original four dimensions, and are available for fewer countries (Hofstede & Bond, 1988; Hofstede et al., 2010; Minkov, 2007). They are interpreted here at moderate confidence at most.
6. **Individualism-collectivism is contested.** Meta-analytic work indicates that individualism and collectivism are multidimensional rather than opposite ends of a single scale, and a revised national index has been proposed (Minkov et al., 2017; Oyserman et al., 2002). Treat the single IDV score as a coarse summary.
7. **Other frameworks give different pictures.** Alternative models such as Schwartz's cultural value orientations, the GLOBE project and the tight-loose distinction measure related but non-identical constructs (Gelfand et al., 2011; Javidan et al., 2006; Schwartz, 2006). Triangulating across frameworks gives sturdier conclusions than relying on one.
8. **The Hall-inspired indicator is a proxy.** It is calculated from IDV and PDI, is not independent of them, and has not been validated as a measure of communication behavior. Hall's own work was qualitative, and the high-/low-context distinction has been criticized for conceptual vagueness and uneven empirical support (Hall, 1976; Kittler et al., 2011).
9. **Bands and patterns are conventions.** Interpretation bands, combination rules, signal strengths and priority scores are transparent reporting heuristics. They are not validated cutoffs or statistically natural categories, and adjacent scores near a cutoff are effectively equivalent.
10. **Recommendations are hypotheses.** Cultural-intelligence research stresses observing real counterparts and adjusting, not applying fixed scripts (Earley & Mosakowski, 2004; Meyer, 2014).

Responsible use

Do not use this report to make or justify decisions about individuals, such as hiring, promotion, admission, eligibility or treatment. Do not use it to rank peoples as better or worse. Use it to prepare for conversations, ask better questions and recognize that differences in norms are legitimate.

11. Methodology

This section documents how every number and label in the report was produced so that results can be reproduced and audited. The report is generated at the time of request from a cross-national reference dataset of country profiles, so changes to the dataset flow directly into the output. Counts, extremes and means reported here describe the dataset used for this run and are not permanent constants.

Theoretical basis

The analysis uses Hofstede's six-dimension model of national culture: power distance, individualism, masculinity (competitiveness), uncertainty avoidance, long-term orientation and indulgence (Hofstede et al., 2010). The first four dimensions come from large employee surveys (Hofstede, 1980; Hofstede, 2001), long-term orientation was introduced through the Chinese Value Survey (Hofstede & Bond, 1988) and later re-estimated with other data, and indulgence was added from a re-analysis of the World Values Survey (Minkov, 2007). Communication context is framed with reference to Hall's distinction between high- and low-context communication (Hall, 1976; Hall & Hall, 1990). Applied guidance draws on cross-cultural communication, negotiation and management research (Brett, 2014; Gudykunst & Ting-Toomey, 1988; Meyer, 2014; Ting-Toomey, 1999; Tsui et al., 2007).

Inputs and handling of missing data

Table 20

Inputs

Country record	Name, country code, region and six dimension scores (PDI, IDV, MAS, UAI, LTO, IVR).

Missing values	A missing score is kept as missing. It is excluded from means, ranks and distances, never replaced by zero or any other value, and any statement that needs it is withheld.
Score range	Scores are treated as reported index values. Values above 100 occur in the data and are not rescaled.
Reference set	All profiles supplied, including group or sub-national profiles. Group profiles are listed as such, are not offered as country pages and are excluded from nearest-neighbor lists.
Dataset snapshot	Not specified
Report generated	2026-10-26
Report version	1.0

The reference dataset used for this run contained 209 profiles, of which 6 were group or sub-national profiles. Aggregate statistics (means, ranks, percentiles) were computed on 203 profiles.

Interpretation bands

Table 21

Score bands used throughout the report

Rounded score	Label pattern	Example
85 and above	Very {higher pole}	Very hierarchical
65 to 84	High {dimension}	High individualism
45 to 64	Moderate {dimension}	Moderate long-term orientation
30 to 44	Leans {lower pole}	Leans egalitarian
Below 30	Very {lower pole}	Very collectivist
Missing	Data unavailable	—

Note. Bands are reporting conventions, not validated cutoffs. A label is flagged as fragile when the score is within about three points of a boundary.

Derived statistics

Table 22

Derived values

Value	Calculation
Competition rank	Number of profiles with a strictly higher score, plus one. Ties share a rank and the next rank is skipped. Rank 1 is the highest score.
Percentile	Percentage of scored profiles with a score at or below the country's score.
Global mean and SD	Mean and population standard deviation of non-missing values across the aggregate set.
z-score	(score − global mean) ÷ global SD.
Regional mean	Mean of non-missing values among profiles whose region matches (case-insensitive). Interpreted only when at least three profiles contribute.
Global / regional delta	Country score minus the global or regional mean.
Display bar	round(score ÷ 120 × 100), limited to 0–100. Used for drawing only.
Strongest signals	Heuristic 1: the two available dimensions farthest from 50. Heuristic 2: up to three dimensions with |z| of at least 0.5.
Distinctiveness	Mean of |z| across available dimensions: 1.0 or more is highly distinctive, 0.6 to 0.99 moderately distinctive, below 0.6 close to the global average.

Cultural distance

For two profiles, the standardized distance is the mean, over dimensions available for both, of (difference^2 ÷ dimension variance). This follows the logic of the Kogut–Singh index (Kogut & Singh, 1988) but averages instead of summing so that profiles with different coverage remain comparable. A raw Euclidean distance is shown alongside. At least four shared dimensions are required. Lower

values mean more similar profiles.

Hall-inspired context proxy

Table 23

Specification of the proxy

Formula	proxy = 0.70 × (100 − IDV) + 0.30 × PDI, rounded to one decimal place; not clamped.
Requirements	Both IDV and PDI must be present; otherwise the proxy and label are unavailable.
Labels	39.0 or less: low-context leaning; above 39.0 up to 59.0: intermediate-context leaning; above 59.0: high-context leaning.
Classification strength	round(|proxy − 50| × 2). Describes distance from the midpoint, not statistical confidence. Tiers: 66 or more high, 34 to 65 medium, 0 to 33 low.
Input agreement	round(clamp(100 − |(100 − IDV) − PDI|, 0, 100)), using the same tiers. Low agreement means collectivism and hierarchy point in different directions.
Robustness	The label is recomputed under five weightings (IDV/PDI: 1.00/0.00, 0.85/0.15, 0.70/0.30, 0.50/0.50, 0.30/0.70). The label is reported as stable only if all five agree.

The proxy is a heuristic created for reporting. It is not a measurement made by Hall, it is not independent of the Hofstede inputs and it has not been validated against observed communication behavior (Hall, 1976; Kittler et al., 2011).

Confidence grading

Each dimension interpretation starts at high confidence for PDI, IDV, MAS and UAI, and at moderate for LTO and IVR. One level is deducted for each of the following: the score is within about three points of a band boundary; the record is a group profile; the score lies outside 0–100; fewer than 30 profiles have a score for the dimension. The floor is low. A dimension without a score has no confidence grade. For context-proxy recommendations, confidence is moderate when the label is stable under

reweighting and low otherwise.

Combination patterns

A library of cross-dimension rules is evaluated for each profile. A rule fires only if every dimension it uses is present and past its cutoff (65 or above for high, 44 or below for low). Signal strength is based on the smallest margin past a cutoff: strong at 15 points or more, moderate at 7 or more, otherwise tentative. Rules are ordered by their average margin.

Recommendation scoring

For dimension-driven recommendations, priority score = 20 × band intensity (1 to 3) + 10 × min(|z|, 2) − 10 if the label is fragile + 5 if confidence is high, limited to 0–100. For context recommendations the score is 30 + 0.7 × classification strength, less 10 if the proxy is near a boundary. Combination patterns receive 85, 65 or 45 for strong, moderate or tentative signals. Scores of 60 or more are labeled High, 40 to 59 Medium and lower values Low. Moderate-band dimensions generate calibration advice and not pole-specific advice. At most nine recommendations are shown for each audience.

Reproducibility

Given the same record, the same reference dataset and the same software version, the report is deterministic. Narrative wording is selected by rules and is not generated by a language model, so every statement can be traced to a score, a threshold or a cited source.

12. Appendix: Scores and Reference Statistics

The tables below give the raw values and reference statistics used in the calculations.

Table 24

Raw scores and derived values for this profile

Code	Dimension	Raw score	Band	Bar	Rank	Percentile	z
PDI	Power Distance	80	High power distance	67%	12	94.4	0.86
IDV	Individualism	38	Leans collectivist	32%	48	76.5	0.21
MAS	Masculinity	53	Moderate masculinity (competitiveness)	44%	39	80.2	0.34
UAI	Uncertainty Avoidance	68	High uncertainty avoidance	57%	51	75.2	0.47
LTO	Long-Term Orientation	7	Very short-term oriented	6%	194	1.5	-1.35
IVR	Indulgence versus Restraint	4	Very restrained	3%	193	1	-2.11

Table 25

Reference dataset statistics by dimension

Dim.	n	Missing	Minimum	Maximum	Mean	SD	Median	Q1–Q3
PDI	198	5	11 (Austria)	104 (Malaysia)	66	16.3	70	60–77
IDV	200	3	6 (Guatemala)	91 (United States)	34.5	16.9	30	20–38
MAS	192	11	5 (Sweden)	110 (Slovakia)	49.2	11.2	46	45–53
UAI	202	1	8 (Singapore)	112 (Greece)	59.7	17.6	54	50–68
LTO	196	7	0 (Puerto Rico)	100 (North Korea)	36.6	22	30	20–50
IVR	194	9	0 (Pakistan)	100 (Venezuela)	47.8	20.8	43	35.5–62

Note. n counts profiles with a non-missing score. Extremes are properties of the current dataset, not theoretical limits.

Context proxy across the dataset: 196 profiles have both inputs and 7 do not; observed range 17.8 to 94.3, mean 65.63.

13. Glossary

National culture

Collective patterns of values and norms that differ, on average, between national populations. It is a statistical abstraction and not a property of any individual.

Ecological fallacy

The error of attributing a population-level average to an individual member of that population.

Dimension

A measurable axis along which national average values differ, anchored by two contrasting poles.

High-context communication

Communication in which much of the meaning is carried by the setting, relationship and shared background rather than by explicit words (Hall, 1976).

Low-context communication

Communication in which meaning is carried mainly by explicit, precise verbal or written messages (Hall, 1976).

Competition rank

A rank in which tied scores share the same position and the next position is skipped.

Z-score

The distance of a value from the dataset mean expressed in standard deviations.

Percentile

The share of scored profiles that fall at or below a given score.

Cultural distance

A numeric summary of how different two national profiles are across shared dimensions (Kogut & Singh, 1988).

Proxy

A derived indicator that approximates a construct using other measured variables; it is not a direct measurement of that construct.

14. References

Works cited in this report are listed below in APA 7 format. Bibliographic details should be verified against the publisher record before external distribution.

Beugelsdijk, S., Maseland, R., & van Hoorn, A. (2015). Are scores on Hofstede's dimensions of national culture stable over time? A cohort analysis. *Global Strategy Journal, 5*(3), 223–240. https://doi.org/10.1002/gsj.1098

Brett, J. M. (2014). *Negotiating globally: How to negotiate deals, resolve disputes, and make decisions across cultural boundaries* (3rd ed.). Jossey-Bass.

Brewer, P., & Venaik, S. (2012). On the misuse of national culture dimensions. *International Marketing Review, 29*(6), 673–683. https://doi.org/10.1108/02651331211277991

Earley, P. C., & Mosakowski, E. (2004). Cultural intelligence. *Harvard Business Review, 82*(10), 139–146.

Gelfand, M. J., Raver, J. L., Nishii, L., Leslie, L. M., Lun, J., Lim, B. C., Duan, L., Almaliach, A., Ang, S., Arnadottir, J., Aycan, Z., Boehnke, K., Boski, P., Cabecinhas, R., Chan, D., Chhokar, J., D'Amato, A., Subirats Ferrer, M., Fischlmayr, I. C., … Yamaguchi, S. (2011). Differences between tight and loose cultures: A 33-nation study. *Science, 332*(6033), 1100–1104. https://doi.org/10.1126/science.1197754

Gudykunst, W. B., & Ting-Toomey, S. (1988). *Culture and interpersonal communication*. Sage.

Hall, E. T. (1959). *The silent language*. Doubleday.

Hall, E. T. (1966). *The hidden dimension*. Doubleday.

Hall, E. T. (1976). *Beyond culture*. Anchor Press/Doubleday.

Hall, E. T. (1983). *The dance of life: The other dimension of time*. Anchor Press/Doubleday.

Hall, E. T., & Hall, M. R. (1990). *Understanding cultural differences: Germans, French and Americans*. Intercultural Press.

Hofstede, G. (1980). *Culture's consequences: International differences in work-related values*. Sage.

Hofstede, G. (2001). *Culture's consequences: Comparing values, behaviors, institutions, and organizations across nations* (2nd ed.). Sage.

Hofstede, G. (2011). Dimensionalizing cultures: The Hofstede model in context. *Online Readings in Psychology and Culture, 2*(1), Article 8. https://doi.org/10.9707/2307-0919.1014

Hofstede, G., & Bond, M. H. (1988). The Confucius connection: From cultural roots to economic growth. *Organizational Dynamics, 16*(4), 5–21. https://doi.org/10.1016/0090-2616(88)90009-5

Hofstede, G., Hofstede, G. J., & Minkov, M. (2010). *Cultures and organizations: Software of the mind* (3rd ed.). McGraw-Hill.

Javidan, M., House, R. J., Dorfman, P. W., Hanges, P. J., & de Luque, M. S. (2006). Conceptualizing and measuring cultures and their consequences: A comparative review of GLOBE's and Hofstede's approaches. *Journal of International Business Studies, 37*(6), 897–914. https://doi.org/10.1057/palgrave.jibs.8400234

Kirkman, B. L., Lowe, K. B., & Gibson, C. B. (2006). A quarter century of *Culture's Consequences*: A review of empirical research incorporating Hofstede's cultural values framework. *Journal of International Business Studies, 37*(3), 285–320. https://doi.org/10.1057/palgrave.jibs.8400202

Kittler, M. G., Rygl, D., & Mackinnon, A. (2011). Beyond culture or beyond control? Reviewing the use of Hall's high-/low-context concept. *International Journal of Cross Cultural Management, 11*(1), 63–82. https://doi.org/10.1177/1470595811398797

Kogut, B., & Singh, H. (1988). The effect of national culture on the choice of entry mode. *Journal of International Business Studies, 19*(3), 411–432. https://doi.org/10.1057/palgrave.jibs.8490394

McSweeney, B. (2002). Hofstede's model of national cultural differences and their consequences: A triumph of faith—a failure of analysis. *Human Relations, 55*(1), 89–118. https://doi.org/10.1177/0018726702551004

Meyer, E. (2014). *The culture map: Breaking through the invisible boundaries of global business*. PublicAffairs.

Minkov, M. (2007). *What makes us different and similar: A new interpretation of the World Values Survey and other cross-cultural data*. Klasika i Stil.

Minkov, M., Dutt, P., Schachner, M., Morales, O., Sanchez, C., Jandosova, J., Khassenbekov, Y., & Mudd, B. (2017). A revision of Hofstede's individualism-collectivism dimension: A new national index from a 56-country study. *Cross Cultural & Strategic Management, 24*(3), 386–404. https://doi.org/10.1108/CCSM-11-2016-0197

Minkov, M., & Hofstede, G. (2011). The evolution of Hofstede's doctrine. *Cross Cultural Management, 18* (1), 10–20. https://doi.org/10.1108/13527601111104269

Minkov, M., & Hofstede, G. (2012). Is national culture a meaningful concept? Cultural values delineate homogeneous national clusters of in-country regions. *Cross-Cultural Research, 46*(2), 133–159. https://doi.org/10.1177/1069397111427262

Oyserman, D., Coon, H. M., & Kemmelmeier, M. (2002). Rethinking individualism and collectivism: Evaluation of theoretical assumptions and meta-analyses. *Psychological Bulletin, 128*(1), 3–72. https://doi.org/10.1037/0033-2909.128.1.3

Schwartz, S. H. (2006). A theory of cultural value orientations: Explication and applications. *Comparative Sociology, 5*(2–3), 137–182. https://doi.org/10.1163/156913306778667357

Taras, V., Kirkman, B. L., & Steel, P. (2010). Examining the impact of *Culture's Consequences*: A three-decade, multilevel, meta-analytic review of Hofstede's cultural value dimensions. *Journal of Applied Psychology, 95*(3), 405–439. https://doi.org/10.1037/a0018938

Ting-Toomey, S. (1999). *Communicating across cultures*. Guilford Press.

Triandis, H. C. (1995). *Individualism and collectivism*. Westview Press.

Tsui, A. S., Nifadkar, S. S., & Ou, A. Y. (2007). Cross-national, cross-cultural organizational behavior research: Advances, gaps, and recommendations. *Journal of Management, 33*(3), 426–478. https://doi.org/10.1177/0149206307300818